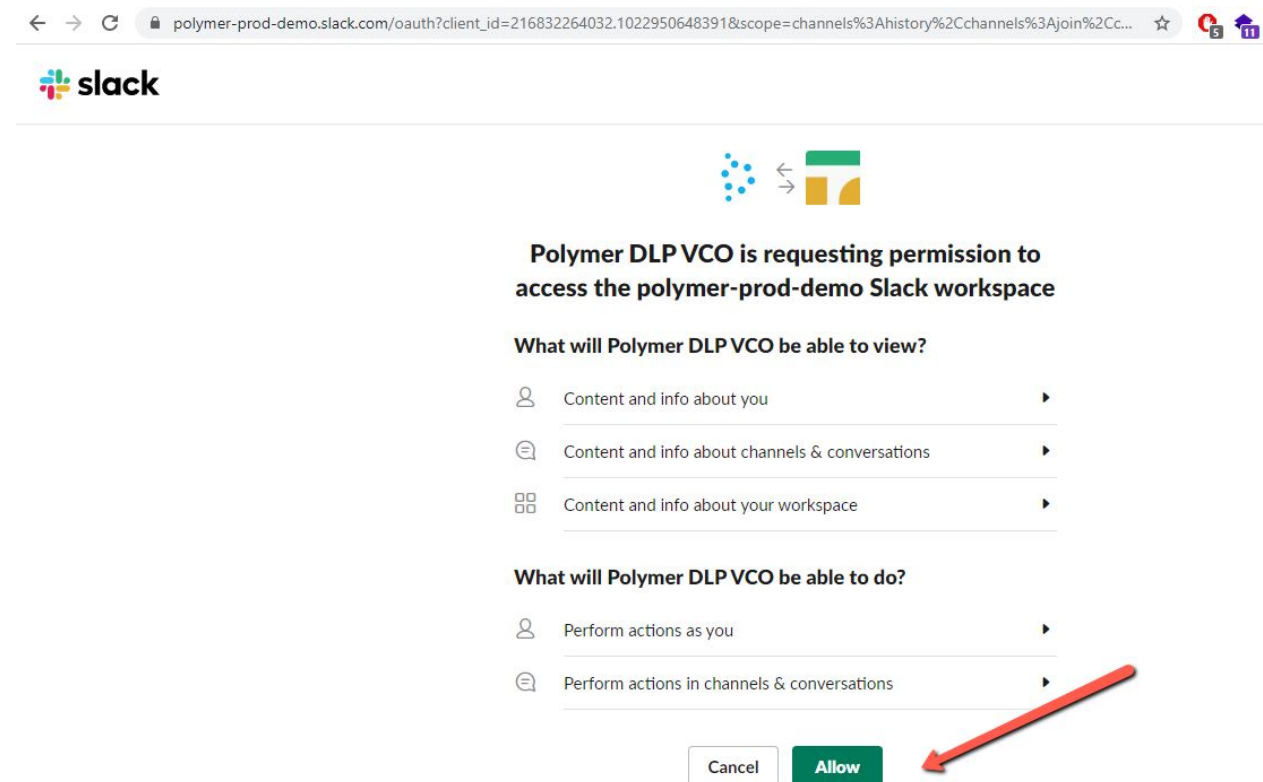


Polymer Virtual Compliance Officer for Slack

Installation & Usage Guide:


<https://www.polymerhq.io/polymer-for-free>

- Only Slack Admins can install Polymer for an organization's repos
- On clicking Install, the Admin is prompted to authorize the account

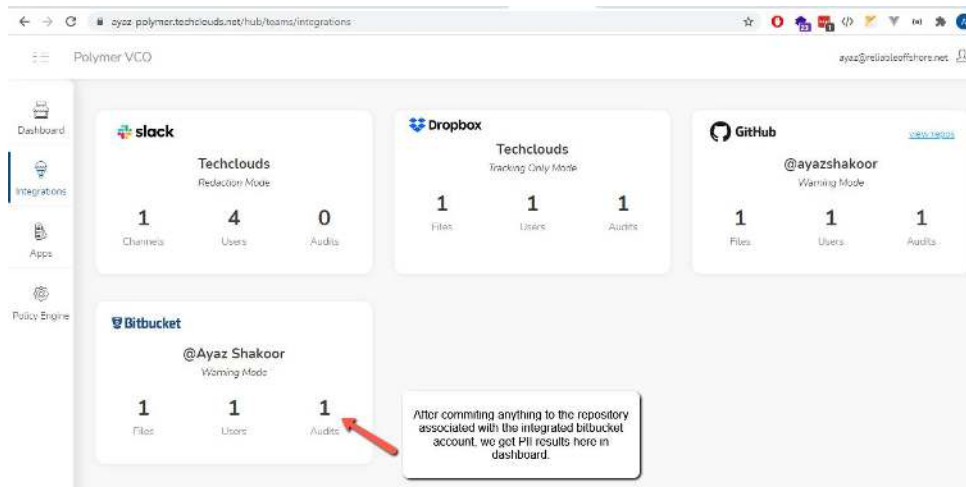


The screenshot shows a Slack authorization dialog for the 'Polymer DLP VCO' app. The dialog title is 'Polymer DLP VCO is requesting permission to access the polymer-prod-demo Slack workspace'. It lists permissions under two sections: 'What will Polymer DLP VCO be able to view?' and 'What will Polymer DLP VCO be able to do?'. The 'view' section includes: 'Content and info about you', 'Content and info about channels & conversations', and 'Content and info about your workspace'. The 'do' section includes: 'Perform actions as you' and 'Perform actions in channels & conversations'. At the bottom, there are 'Cancel' and 'Allow' buttons. A red arrow points to the 'Allow' button.

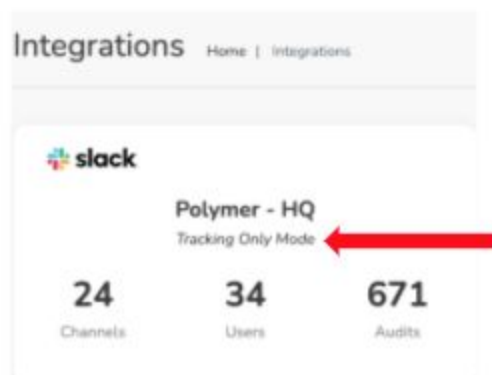
- After Install and Authorize, the app is live
- Logon to [Polymer Hub](#) using any of the Auth methods



- Hub->Integrations will show the integration level audits and any PII found



- For first time Users we recommend, switching over to Tracking Only Mode. Go to Hub->Integrations and clicking on the line below Polymer-HQ



- The APPS->Polymer DLP Slack Channel is visible and can be clicked for further usage details.

